



MONTANA

5 CORES
COLOURS
COULEURS
COLORES

1 FORMATO
FORMAT
FORMAT
FORMATO

1 ACABAMENTO
FINISH
FINITION
ACABADO

Uma variação gráfica muito rica e tons naturais recriam os pormenores da madeira, remetendo para conforto e tranquilidade.

Rich graphic variation and natural shades recreate the details of wood, inspiring comfort and tranquillity.

Une variation graphique très riche et des teintes naturelles recréent les détails du bois, renvoyant au confort et à la tranquillité.


Una variación gráfica muy rica y tonos naturales recrean los detalles de la madera y transmiten confort y tranquilidad.




20x90
(8"x35")

MATT NAT


25
Até 25 desenhos
Up to 25 designs
Jusqu'à 25 dessins
Hasta 25 diseños




Nude




Bege



Cherry



Pepper



Brown

MONTANA



MONTANA NUDE

20x90 MATT NAT [...]x1,05 cm] P77



MONTANA BEGE

20x90 MATT NAT [...]x1,05 cm] P77




MONTANA CHERRY

20x90 MATT NAT [...]x1,05 cm] P77



MONTANA PEPPER

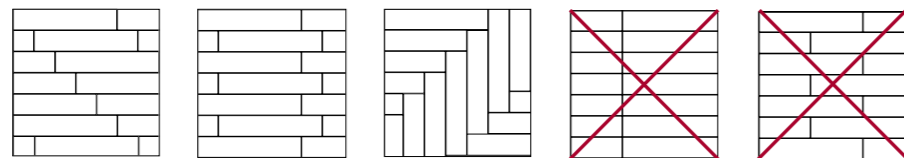
20x90 MATT NAT [...]x1,05 cm] P77



MONTANA BROWN

20x90 MATT NAT [...]x1,05 cm] P77

DIVERSAS FORMAS DE APLICAÇÃO:
DIFFERENT WAYS OF APPLICATION:
DIFFÉRENTS MODES D'APPLICATION:
DIVERSAS FORMAS DE APLICACIÓN:



Dada a dimensão do produto e devido às tolerâncias de planaridade permitidas (de acordo com as normas internacionais), recomendamos a aplicação em espinha e, no caso de aplicação em contrafiada, no máximo, a 1/4 da peça.

Given the product's size and due to the flatness tolerance (in accordance with international standards), we recommend laying in herringbone pattern and it is advisable to overlap no more than 1/4 of the adjoining piece when laying with offset joints.

Étant donné la dimension du produit et en raison des tolérances de planitude permises (conformément aux normes internationales), nous recommandons l'application en chevron et, dans le cas d'application en contre-fil, au maximum d'1/4 de la pièce.

Dada la dimensión del producto y debido a las tolerancias de planaridad permitidas (de acuerdo con las normas internacionales), recomendamos la aplicación en espiga y, en el caso de aplicación en asiento, como máximo, a 1/4 de la pieza.



IDEAL PARA PISO RADIANTE
IDEAL FOR UNDERFLOOR HEATING
IDÉAL SUR SOLS CHAUFFANTS
IDEAL PARA SUELO RADIANTE



MONTANA PEPPER



MONTANA

	MATT NAT	V3	3	class 2	A	R10	36+	≥0,42	U3P3E3C2
MONTANA BROWN	MATT NAT	V3	3	class 2	A	R10	36+	≥0,42	U2P3E3C2

MONTANA

MONTANA



CHEVRON LEFT MONTANA NUDE

20x90 MATT NAT [...]x1,05 cm P109

CHEVRON RIGHT MONTANA NUDE

20x90 MATT NAT [...]x1,05 cm P109



CHEVRON LEFT MONTANA BEGE

20x90 MATT NAT [...]x1,05 cm P109

CHEVRON RIGHT MONTANA BEGE

20x90 MATT NAT [...]x1,05 cm P109



CHEVRON LEFT MONTANA CHERRY

20x90 MATT NAT [...]x1,05 cm P109

CHEVRON RIGHT MONTANA CHERRY

20x90 MATT NAT [...]x1,05 cm P109



CHEVRON LEFT MONTANA PEPPER

20x90 MATT NAT [...]x1,05 cm P109

CHEVRON RIGHT MONTANA PEPPER

20x90 MATT NAT [...]x1,05 cm P109

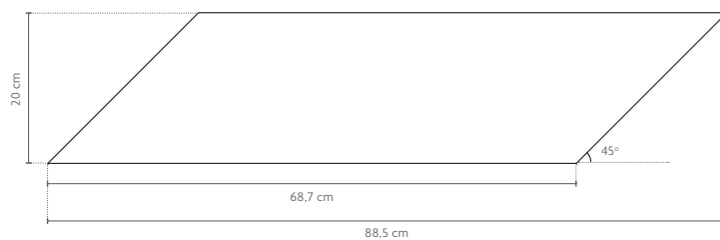


CHEVRON LEFT MONTANA BROWN

20x90 MATT NAT [...]x1,05 cm P109

CHEVRON RIGHT MONTANA BROWN

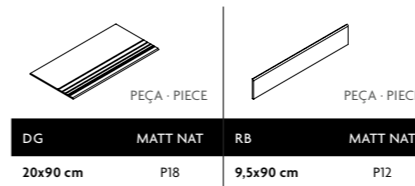
20x90 MATT NAT [...]x1,05 cm P109



CHEVRON 20x90 cm
[1m² = 7 peças_pieces]

CHEVRON: Acabamento normal nas arestas maiores e acabamento retificado nas arestas menores.
CHEVRON: Atandard finish of long edges and rectified short edges.
CHEVRON: Finition normale sur les arêtes plus grandes et finition rectifiée sur les arêtes mineures.
CHEVRON: Acabado normal en las aristas mayores y acabado rectificado en las aristas menores.

PEÇAS · PIECES			CAIXA · BOX			EUROPALETE · EUROPALLET		
		Espessura (mm) Thickness (mm)	Nº Peças No Pieces	M² Aprox. No of Sq. M. Approx.	Peso (Kg) Weight Kg	Nº Caixas No Boxes	M² Aprox. No of Sq. M. Approx.	Peso (Kg) Weight (Kg)
20x90 cm	MATT NAT	MONTANA	6	1.08	26.2	36	38.88	964
	MATT NAT	CHEVRON MONTANA	6	0.82	21.9	36	29.52	809



CHEVRON MONTANA BROWN