



SLATE

2 CORES
COLOURS
COULEURS
COLORES

4 FORMATOS
FORMATS
FORMATS
FORMATOS

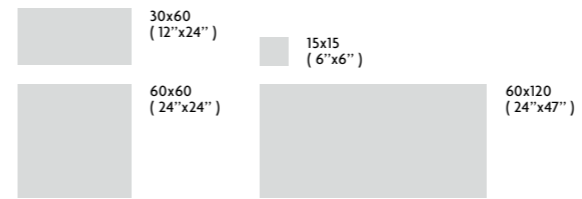
2 ACABAMENTOS
FINISHES
FINITIONS
ACABADOS

Carácter e tecnologia, com o efeito da pedra natural, para ambientes sóbrios, intensos e intemporais.

Character and technology with the natural stone effect for sober, intense and timeless environments.

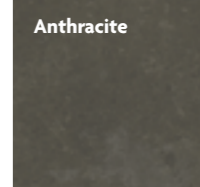
Caractère et technologie, avec l'effet de la pierre naturelle, pour des ambiances sobres, intenses et intemporelles.

Carácter y tecnología, con el efecto de la piedra natural, para ambientes sobrios, intensos y atemporales.




MATT NAT · MATT RECT · ANTISLIP RECT

20
Até 20 desenhos
Up to 20 designs
Jusqu'à 20 dessins
Hasta 20 diseños





SLATE · SLATE ANTISLIP



SLATE ANTHRACITE


15x15	MATT RECT	[14,65x14,65x0,85 cm]	P109
30x60	MATT NAT	[...x0,85 cm]	P77
	MATT RECT	[29,5x59,2x0,85 cm]	P91
60x60	MATT RECT	[59,2x59,2x0,85 cm]	P91
	ANTISLIP RECT	[59,2x59,2x0,85 cm]	P91
60x120	MATT RECT	[59,2x118,6x0,98 cm]	P109



STRATUS 9 SLATE ANTHRACITE (a) (f)
30x30x0,85 cm MATT RECT P22 /peça_pieza
[1m² = 11 peças_pieces]

SLATE MULTICOLOR

15x15	MATT RECT	[14,65x14,65x0,85 cm]	P109
30x60	MATT NAT	[...x0,85 cm]	P77
	MATT RECT	[29,5x59,2x0,85 cm]	P91
60x60	MATT RECT	[59,2x59,2x0,85 cm]	P91
	ANTISLIP RECT	[59,2x59,2x0,85 cm]	P91
60x120	MATT RECT	[59,2x118,6x0,98 cm]	P109



STRATUS 9 SLATE MULTICOLOR (a) (f)
30x30x0,85 cm MATT RECT P22 /peça_pieza
[1m² = 11 peças_pieces]

Antislip: Produtos que minimizam o risco de deslizamento.
Antislip: Products that minimize the risk of slipping.
Antislip: Produits qui réduisent le risque de glissement.
Antislip: Productos que minimizan el riesgo de deslizamiento.

SLATE ANTHRACITE	MATT NAT	V3	4	class 2	B	R10	36*	≥0,42	
	MATT RECT	V3	4	class 2	B	R10	36*	≥0,42	
	ANTISLIP RECT	V3	4	class 3	C	R12	36*	≥0,42	
SLATE MULTICOLOR	MATT NAT	V4	4	class 2	B	R10	36*	≥0,42	
	MATT RECT	V4	4	class 2	B	R10	36*	≥0,42	
	ANTISLIP RECT	V4	4	class 3	C	R12	36*	≥0,42	

SLATE · SLATE ANTISLIP




PEÇAS · PIECES		CAIXA · BOX			EUROPALETE · EUROPALLET			
		Espessura (mm) Thickness (mm)	Nº Peças No Pieces	M² Aprox. No of Sq. M. Approx.	Peso (Kg) Weight Kg	Nº Caixas No Boxes	M² Aprox. No of Sq. M. Approx.	Peso (Kg) Weight (Kg)
15x15 cm	MATT RECT	± 8,5 ±5%	22	0.50	10.0	112	56.00	1141
	MATT NAT	± 8,5 ±5%	8	1.44	28.8	32	46.08	943
30x60 cm	MATT RECT	± 8,5 ±5%	8	1.44	28.8	32	46.08	943
60x60 cm	RECT/ANTISLIP RECT	± 8,5 ±5%	4	1.44	28.7	36	51.84	1053
60x120 cm	RECT	± 9,8 ±5%	2	1.44	33.0	30	43.20	1011

DG	MATT NAT	MATT RECT	RB	MATT NAT	MATT RECT	DG CF	MATT RECT	DG CF CANTO	MATT RECT
30x60 cm	P12	P18	9,5x30 cm	P07	P08	30x60 cm	P157	30x60 cm	P207
60x60 cm	-	P36	8x60 cm	P10	P12				
30x120 cm	-	P97	8x120 cm	-	P28				
60x120 cm	-	P167							

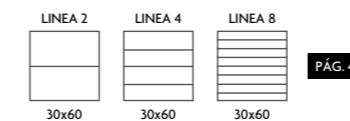
DG CF / DG CF CANTO: Peças produzidas sob encomenda.
DG CF / DG CF CANTO: Pieces produced on order.
DG CF / DG CF CANTO: Pièces produites sur commande.
DG CF / DG CF CANTO: Piezas producidas por encargo.

DG CF CANTO: Disponível em canto esquerdo e direito.
DG CF CANTO: Available in left and right corner.
DG CF CANTO: Disponible en angle gauche et droit.
DG CF CANTO: Canto izquierdo y derecho disponibles.

GRAPHIC VARIATION



SLATE MULTICOLOR



Tendo em vista alcançar um efeito global mais real e harmonioso, são produzidas peças diferentes umas das outras com variações de desenho e/ou cores entre elas.
For a more genuine and harmonious effect overall, different tiles with design and/or colour variations are produced.
Afin d'obtenir un effet global plus réel et harmonieux, nos pièces sont différentes les unes des autres avec des variations de dessin et / ou de nuances entre elles.
Para lograr un efecto global más real y armonioso, se producen piezas diferentes unas de otras con variaciones de diseño y/o color.